
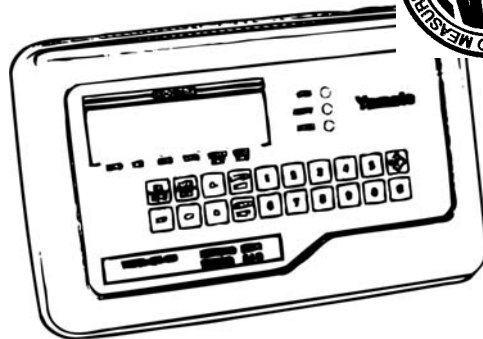


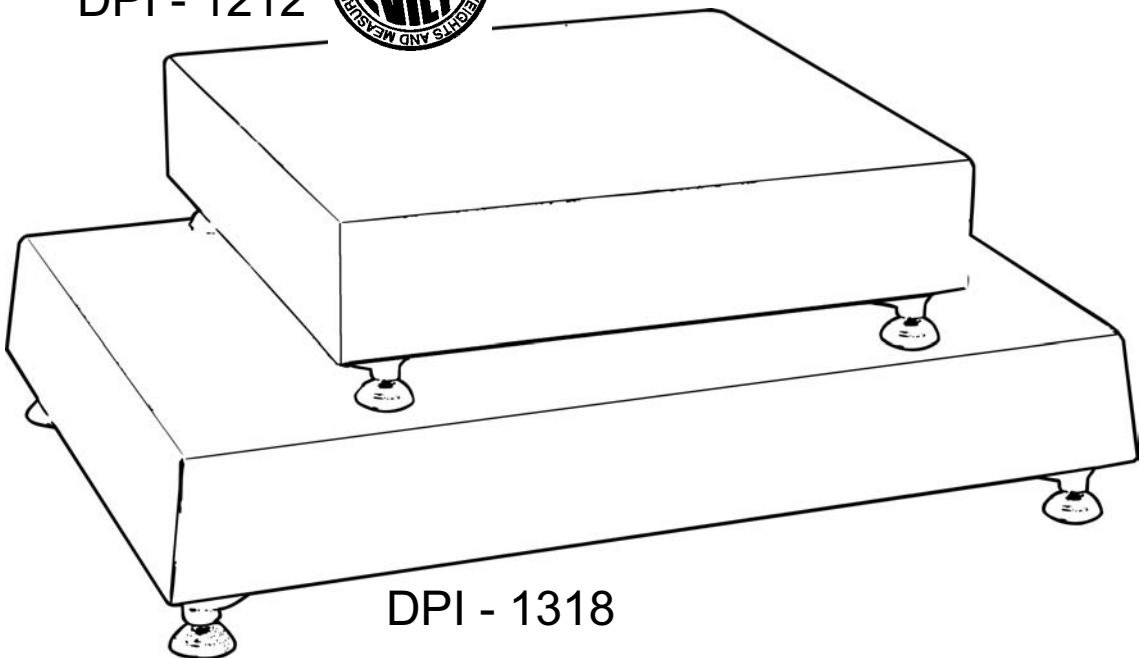
DPI - 500



DPI - 320



DPI - 1212

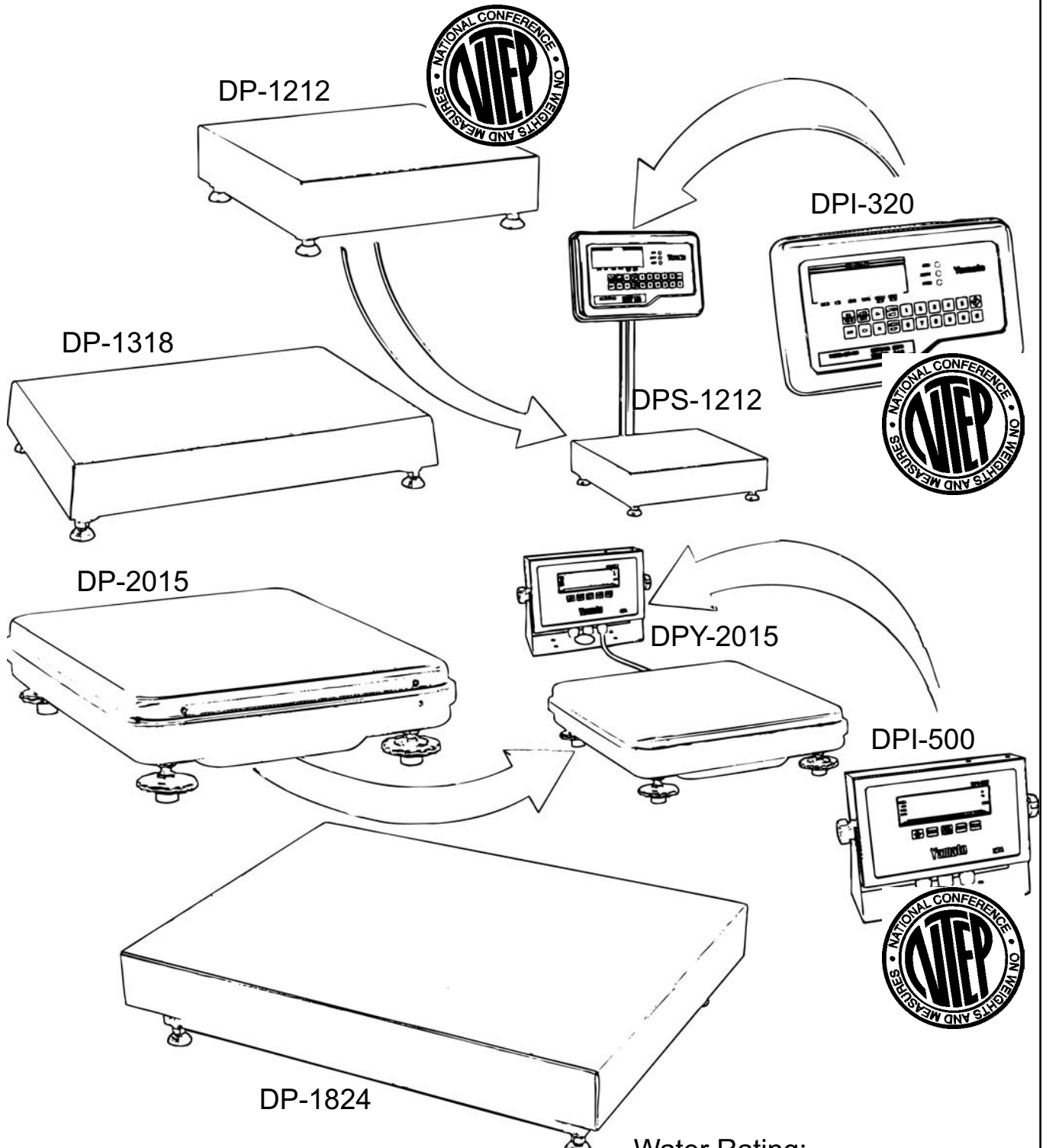


DPI - 1318

Yamato

Use Separately...

...Or In Combination!



Water Rating:
NEMA 4X, IP 65
Except DPI-320 & DP-2015

DP Series Applications

Made of stainless steel, mild steel or enameled steel in sizes from 12" x 12" to 40" x 40", we have a full line of platforms to suit your needs. Our capacities range from 25 to 2000 pounds and from 15 to 1000 kilograms with several NTEP certified Class III, Legal-for-Trade models. Most of our platforms are also NEMA 4X washable, so whatever wet, messy, demanding environment you have, we have the platform for you. Everything from warehouse, factory and industrial applications to seafood, poultry and meat processing. Contact us to find out what we can do for you. Not all of our platforms are pictured here.

Features

- ◆ Heavy duty stainless steel, mild steel and enameled steel construction
- ◆ NEMA 4X washdown models
- ◆ A wide range of capacities, up to 2000 pounds or 1000 kilograms
- ◆ Several sizes
- ◆ Fully compatible with our DPI indicators
- ◆ Several NTEP certified Class III, Legal-for-Trade models

Combine Them

Applications

For your convenience, we can combine our platforms with the DPI-320 or the DPI-500 indicators to give you our DPS and DPY series of scales. Combining the outstanding features of our platforms and indicators, all at a substantial savings to you. Contact us for more information on these extremely versatile scales.

Features

- ◆ Substantial savings
- ◆ Preassembled, ready for use
- ◆ Fluorescent tube display
- ◆ A wide range of capacities, up to 2000 pounds or 1000 kilograms
- ◆ Several NTEP certified Class III, Legal-for-Trade models
- ◆ NEMA 4X washdown models (DPY Series only)
- ◆ Heavy duty stainless steel, mild steel and enameled steel construction

Options

- ◆Indicator column

DPI-320

Applications

The combination of a rugged splash-proof stainless steel design, high visibility fluorescent tube display and very stable accurate electronics, makes the DPI-320 a great choice for factories, warehouses, docks and food processing applications.

Features

- ◆Stainless steel housing
- ◆Flourescent tube display
- ◆Keypad set over/under
- ◆Net/Gross weighing
- ◆Push-button and preset tare
- ◆Automatic zero tracking
- ◆Center-of-zero indicator
- ◆Total weight accumulation
- ◆NTEP certified Class III, Legal-for-Trade

DPI-500 Applications

The DPI-500 is a tough, versatile, stainless steel, washdown indicator that can be used to drive up to eight 350 ohm load cells. It is NTEP certified, has a large easy to read fluorescent tube display, has a full duplex RS-232 communication port and can be powered by the included 12 V AC adapter or by a typical 12 V car battery. An excellent indicator for a truck, floor or mechanical scale! With the optional rechargeable battery pack,

Features

- ◆ Stainless steel housing
- ◆ Net/Gross weighing
- ◆ Center-of-zero indicator
- ◆ Fluorescent tube display
- ◆ Full Duplex RS-232 serial port
- ◆ Automatic zero tracking
- ◆ NEMA 4X washdown
- ◆ NTEP certified Class III, Legal-for-Trade, at 5000 divisions

Options

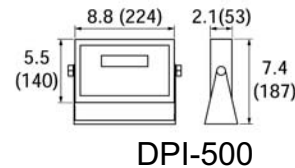
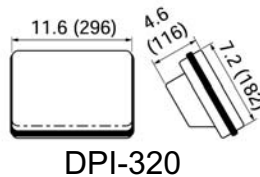
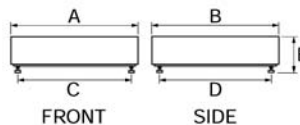
- ◆ Rechargeable battery pack

Model	DP-1212	DP-1318	DP-1824	DP-2015	DP-3030	DP-4040	Model	DPI-320	DPI-500
C. of C. (U.S.)	99-028	N/A	N/A	N/A	97-121	97-121	C. of C. (U.S.)	96-016	96-163
Approval (Can.)	AM-5290	N/A	N/A	N/A	SWA-3029	SWA-3287	Approval (Can.)	AM-5140	N/A
Accuracy Class	Class III	N/A	N/A	N/A	Class III	Class III	Accuracy Class	Class III	
Weighing System	Single Point Strain Gage Load Cell						A/D Converter	Dual Slope	
Rated Capacities*	20 kg	150 kg	150 kg	50 kg			Display	6 Digits	6 Digit
	50 kg	200 kg	200 kg	100 kg	1000 kg	1000 kg		0.8" x 0.4"	0.6" x 0.4"
	100 kg	300 kg	300 kg	250 kg				Fluorescent Tube	
Output	2.0 mV/V						Excitation Voltage	15 VDC	10 VDC
Input Impedance	415 Ω	415 Ω	415 Ω	406 Ω	406 Ω	406 Ω	Internal Counts	36,800	260,000
Output Impedance	350 Ω	350 Ω	350 Ω	351 Ω	351 Ω	351 Ω	I/O	Printer	RS-232
Material (steel)	Stainless	Stainless	Stainless	Stainless	Enameled	Mild	Power Supply	115 VAC	12 VDC
NEMA Type	4X	4X	4X	2	2	2	NEMA Type	2	4X
Operating Temp.	14°F to 104°F (-10 C to 40 C)						Operating Temp.	14°F to 104°F (-10 C to 40 C)	
Shipping Weight	14 lb(6 kg)	21 lb(10 kg)	66 lb(30 kg)	37 lb(17 kg)	200 lb(92 kg)	300 lb(136 kg)	Shipping Weight	11 lb(5 kg)	6 lb(3 kg)

*Rated Capacity is that of the load cell. The maximum capacity of a scale should be 50% to 70% of the rated capacity of the load cell. Additional capacities are available. Contact us for more

Dimensions

	DP-1212	DP-1318	DP-1824	DP-2015	DP-3030	DP-4040
A	12 (305)	13 (330)	18 (457)	15.7 (399)	30 (762)	40 (1016)
B	12 (305)	18 (457)	24 (610)	20 (508)	30 (762)	40 (1016)
C	10.3 (262)	11.8 (300)	14.5 (368)	12.2 (310)	18 (457)	28 (711)
D	10.3 (262)	16.8 (427)	20.5 (521)	17 (432)	24.5 (622)	34.5 (876)
E	3.8 (97)	3.6 (91)	5 (127)	4.5 (114)	8.8 (224)	8.8 (224)



All weights and dimensions are approximate. Dimensions are given in inches.

Yamato

YAMATO CORPORATION
 1775 S. Murray Blvd.
 Colorado Springs, CO 80916 USA
 Tel (719) 591-1500 Fax (719) 591-1045

YAMATO TECH CORPORATION
 #112-19425 Langley By-Pass
 Surrey, B.C. V3S 6K1 Canada
 Tel (604) 533-2338 Fax (604) 533-0827